

Closing Event YSAM, Planken

Summary (Elias and Michaela, Dreiklang Kollektivgesellschaft)

9.-10. October 2015

Friday the 9th of October - project work and developing youth participation

YSAM stands for "Youth Shaping Alpine Municipalities". The goals of the YSAM closing event were to develop the projects suggested by the youth, formulate recommendations on youth participation, share the results of the project with a wider public and gather further input on participation. The other important goals were to evaluate the whole project and design next steps.

Here is a short summary of the closing event.

Welcome

The day started with welcoming words and a short introduction of the program and the goals. After that, we formed a map of the Alp region representing the different places people came from and sharing some facts about those places. Young people and representatives from municipalities of the following places took part: Idrija and Kranjska Gora (Slovenia), Bolzano and Trento (Italy) and Planken and Balzers (Liechtenstein).



Workshops

After the introduction and the warm-up, two workshops took place. The young people worked on their local projects, which they developed as part of the YSAM project. The representatives of the communities worked on the topic of youth participation at communal level and reflected on the experience of being part of the project.

Workshop 1A - YSAM Youth

The workshop started with an ice-breaker to get to know each other better. In a playful way, we discovered the similarities and differences within the group.

Each country group initiated one (or a couple of) projects within their community. The projects are in different development phases. Some groups are still in the idea-phase and some already implemented their ideas. The goals of the workshop were to share the project ideas with each other, to help each other further in the development of the projects and to prepare a project presentation for the public event.

Project presentation

After a short preparation time, each municipality-group presented their project to each other. Next to sharing what they had done, they also shared what they still need. The project ideas are:

Bolzano - developing a recycling add

Idrija - new impulses for a park

Kranjska Gora - providing alternatives for plastic bags

Planken - a regional market in the village

Trento - cleaning a city park after a yearly youth event and founding a student council

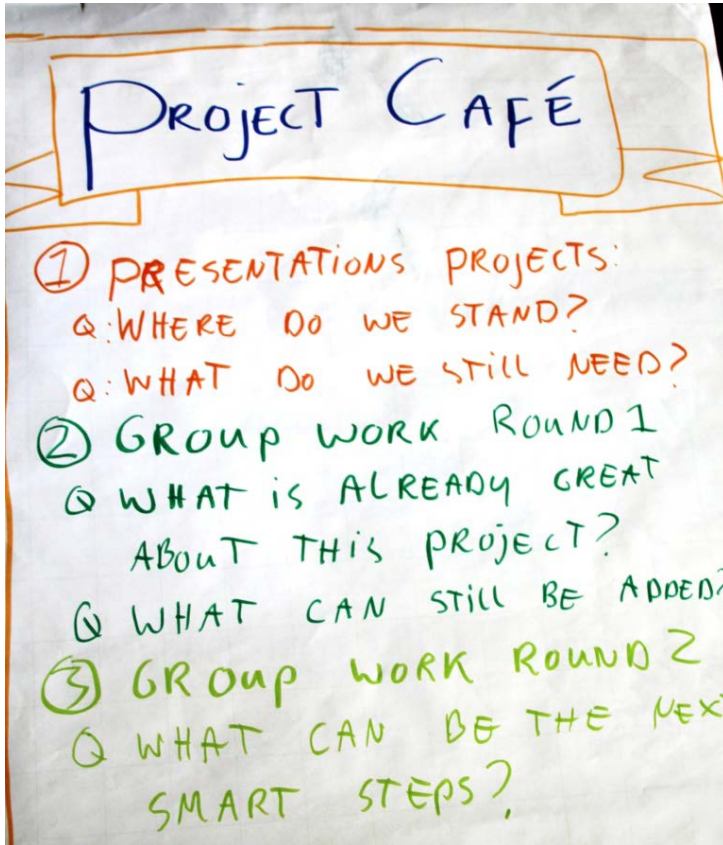
Sustainability criteria

The sustainability criteria defined for the YSAM project are:



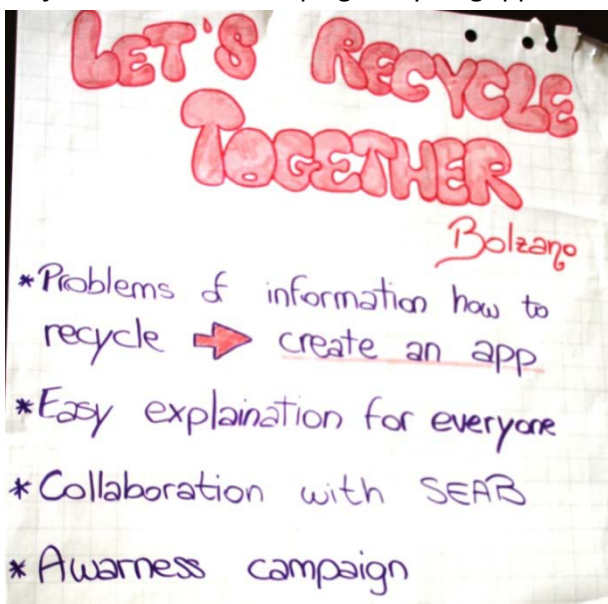
Project development - Project Café

Each project assigned one person to be the project representative; all the other participants chose a project of their preference. During two sessions of group work, participants helped each other further with their projects. The focus was both on providing inputs to the needs of the project team as well as on integrating the sustainability criteria. The news insights gained were presented to each other at the end of the project session.



Here are the different project sheets:

Project Bolzano - developing a recycling app




Project Bolzano: What do we have: / what do we need:


WHAT WE HAVE:	WHAT WE NEED:
<ul style="list-style-type: none">• THE IDEA OF THE PROJECT• THE CONTACTS TO DO IT• TIME TO IMPROVE• GOOD INTENTIONS	<ul style="list-style-type: none">• MONEY• WEB-DESIGNER• MEETINGS WITH RESPONSIBLES• SOME PROFESSIONAL HELP• PUBLICITY SUPPORT• A PROGRAMMER


Project Idrija - new impulses for a park

Same park,
different shape

ALREADY DONE

- renovate the fence 
- promotion of local products (food, beverages)



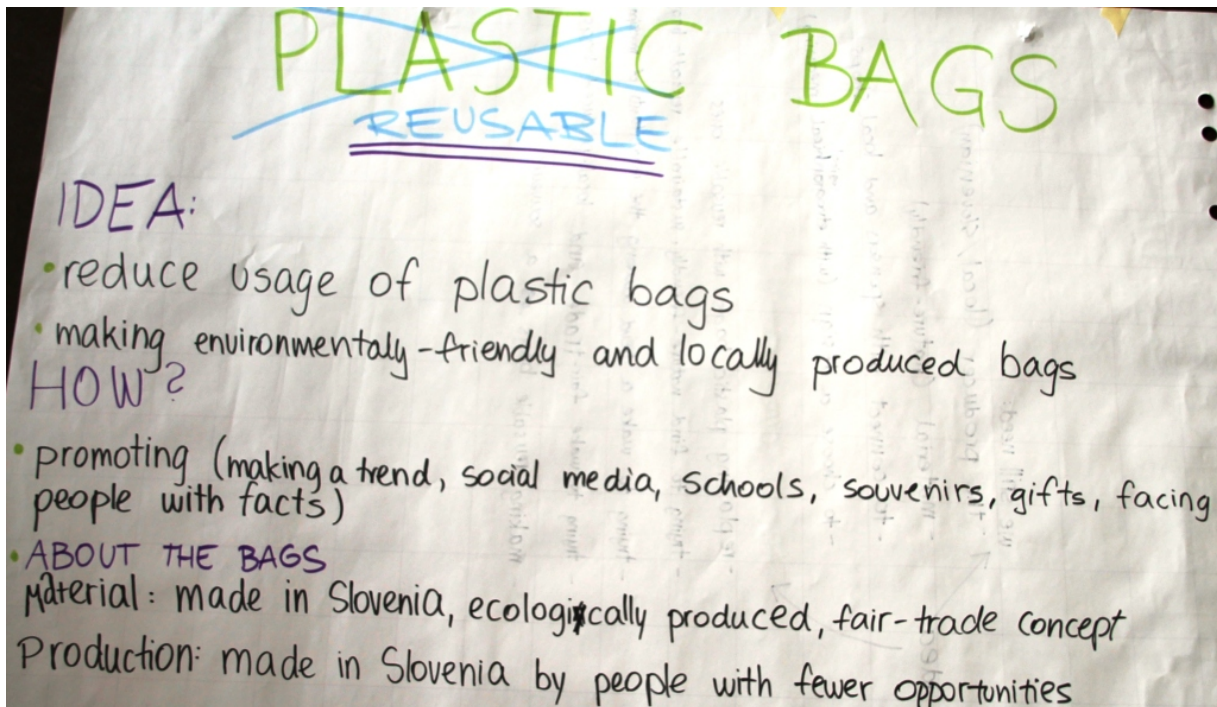


IDRIJA

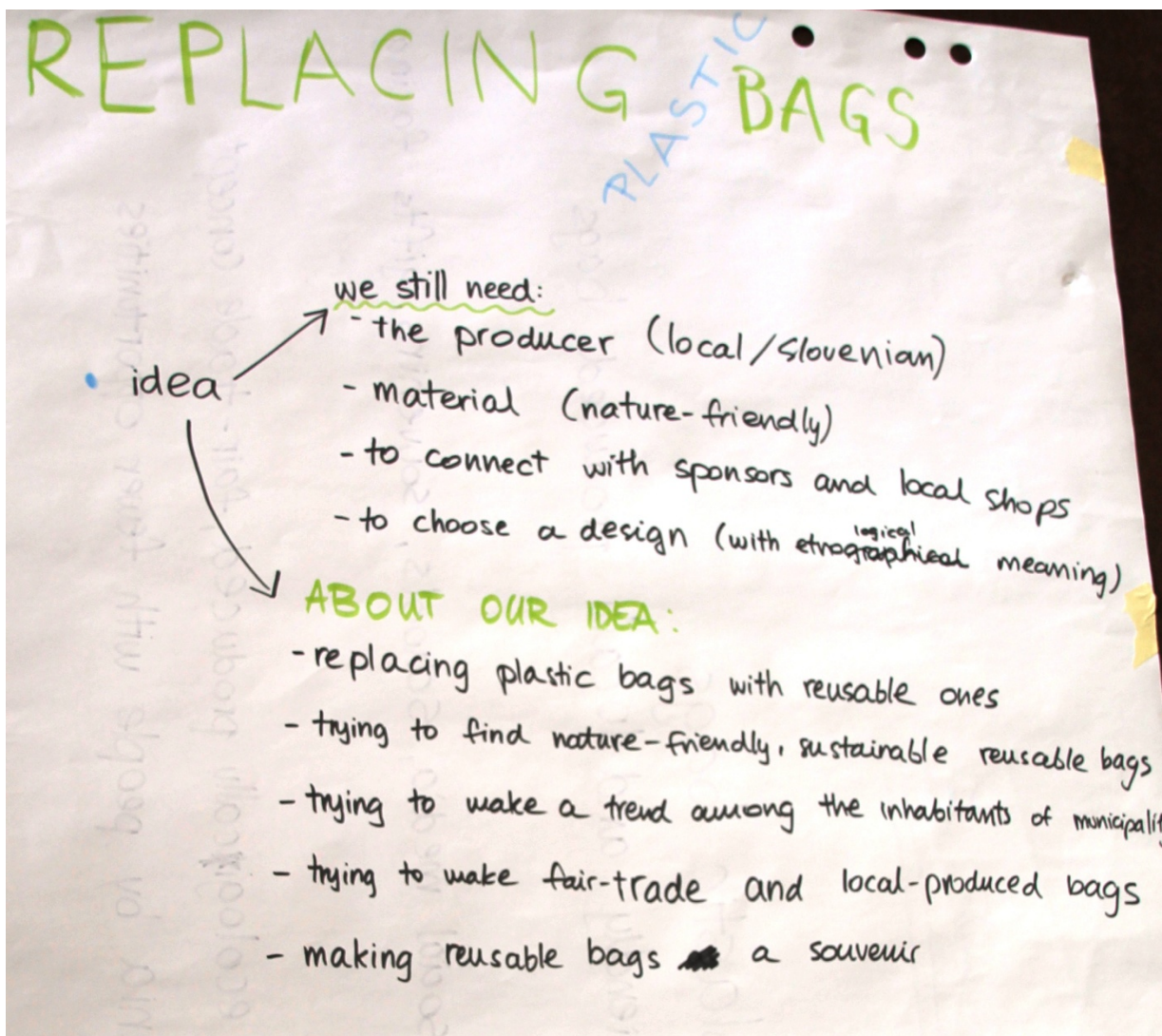
TO DO

- playground equipment
- "knjigovnica"
- bicycle stand
- wooden chair
- cinema under the stars
- workshops
- picnics with local products
- tournaments, concert
- recycling bins

Kranjska Gora - replacing plastic bags:



Kranjska Gora II: what do we have, what do we still need?



Kranjska Gora III: sustainabilitycriteria

SUSTAINABILITY CRITERIA

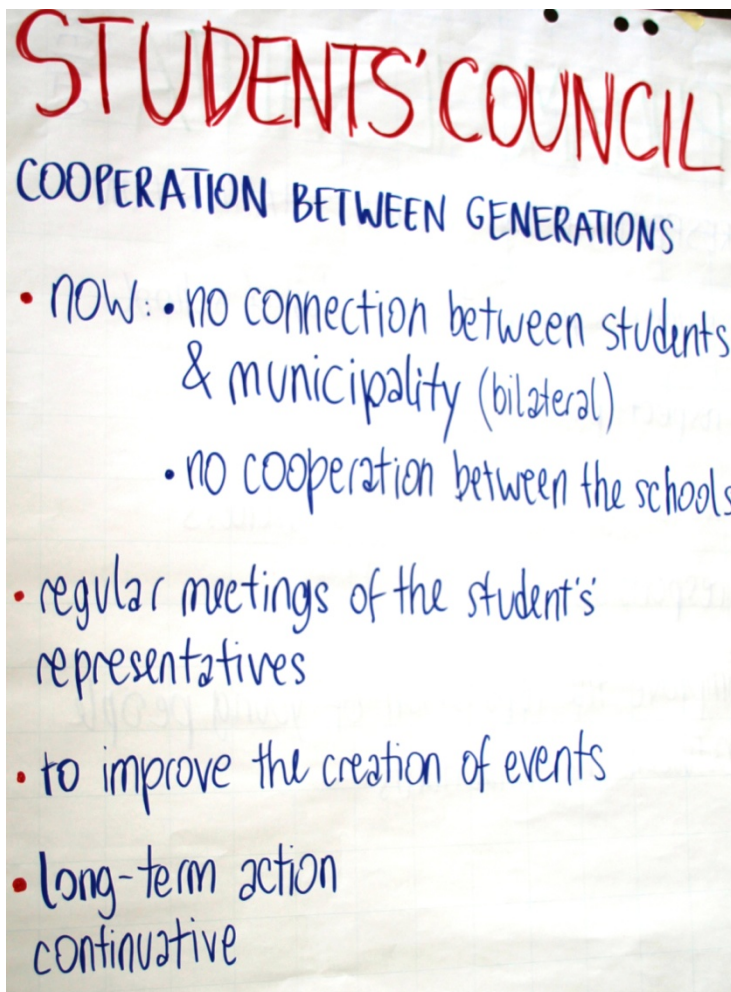
1. ecological
 - energy efficient production
 - ecological materials
 - less waste
2. adaptable
 - gifts
 - souvenirs
 - trendy
 - practical
3. transferable
 - global
4. awareness raising
 - facing people with facts
 - putting more impact on a problem
5. innovative
 - people know about the problem, but haven't changed their habits
 - not commercial
6. social
 - common goal
 - good for non-homo-sapiens AND also homo sapiens

Planken: market in the village

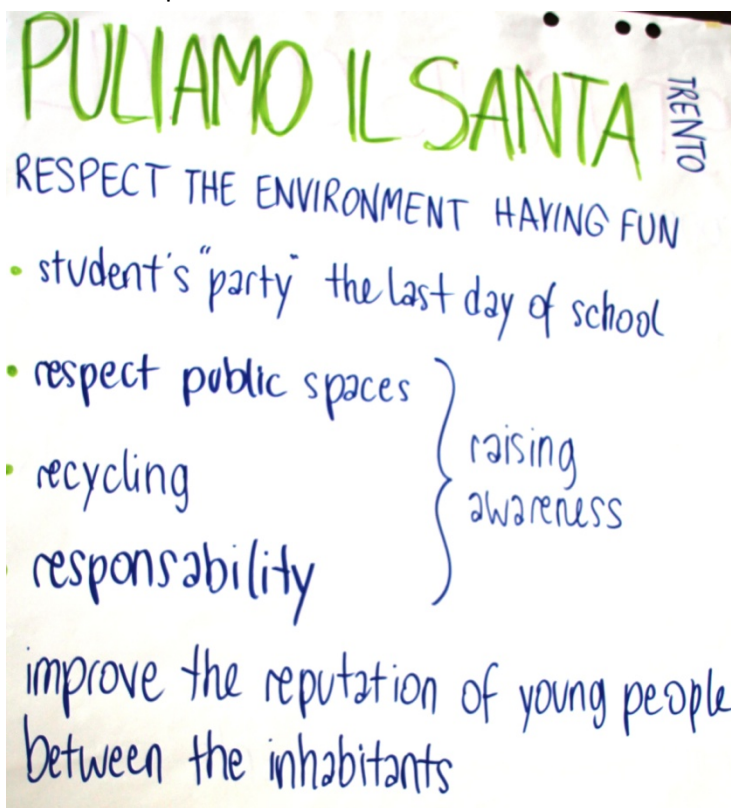
regionaler Dorfmarkt

- regionale Produkte
- nachhaltigkeit fördern
- Treffpunkt für die Bevölkerung
- eine örtliche Einkaufsmöglichkeit bieten
- Zusammenarbeit mit Plankenvereine
- regionales Kochen für die Bevölkerung
- verschiedene Aktivitäten für Kinder

Trento - Student Council



Trento II: Respect the environment



Self confidence exercise

This exercise guided the participants to walk through the room, increase their body awareness and social awareness. The participants were invited at certain moments to stop, interact with the person closest to them, give each other a compliment, thank each other and move on. It was fun to do and it put the participants in the mood for the next step.

Preparation presentations public event

Each group got time to prepare for their presentation in the afternoon. The participants were encouraged to go outside/for a walk for their preparation.

Workshop 1B - Representatives of the communities

The facilitator introduced himself and talked about his background: Association Symbiose Gemeinschaft and Dreiklang Collective that fosters a connected and sustainable society in the region and does project in that direction.

Speed dating

To warm up with all the representatives of the municipalities we used a method called “speed dating”. Two people were standing opposite of each other. Each had one minute to answer the question that was given from the facilitator. After both answered the question we found another partner.

Questions were:

What did you like about the project?

What impress you the most?

What was the biggest step forward in the project?

Why do you think it is important to work with the youth?



Evaluation

As a next step the municipal representatives looked into their work with the youngsters on two levels.

Municipal level / Work with the youth



Everybody had to write for him/herself for each level three positive aspects and three things that could have been better. As a second step the participants formed two groups and compared their points. At the end every participant could make some ✓ to indicate how important one topic is.

The result:

++

Exchange amongst youngsters and municipal representatives (✓✓✓✓✓✓).

Youngsters made new friendships, travelled in different countries and saw best practices.

Youngsters and adults get information from each other

Good experience

Support (Planken)

New ideas and new ways of thinking (✓✓)

--

Lack of time of youngsters. Therefore it is difficult to involve them into projects

Approach from some politician side is different than from the youngsters. They (politicians) use the project for their own publicity.

Motivation (✓✓✓)

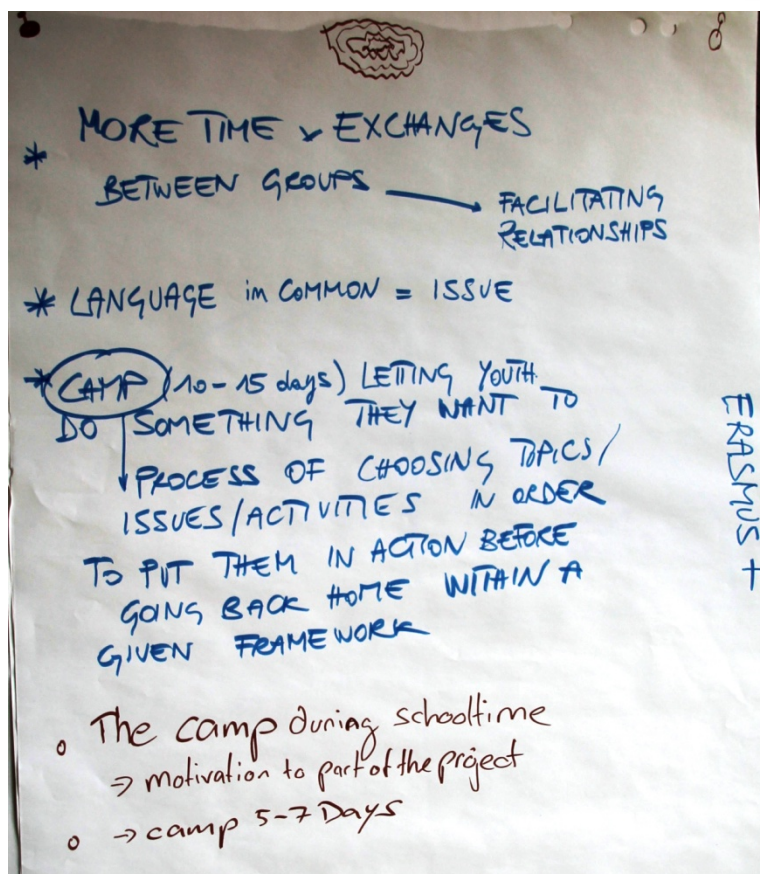
Projects made adults for youngsters (✓✓✓✓✓)

Contact with youngsters - participants (✓✓✓✓)

Holding contact (Facebook)

Next steps, future collaboration

Inspired by each other we came together and looked what next steps could be. All in all the municipal representatives appreciated and liked the experience and talked about future collaboration and how it could take place (there should be another exchange):

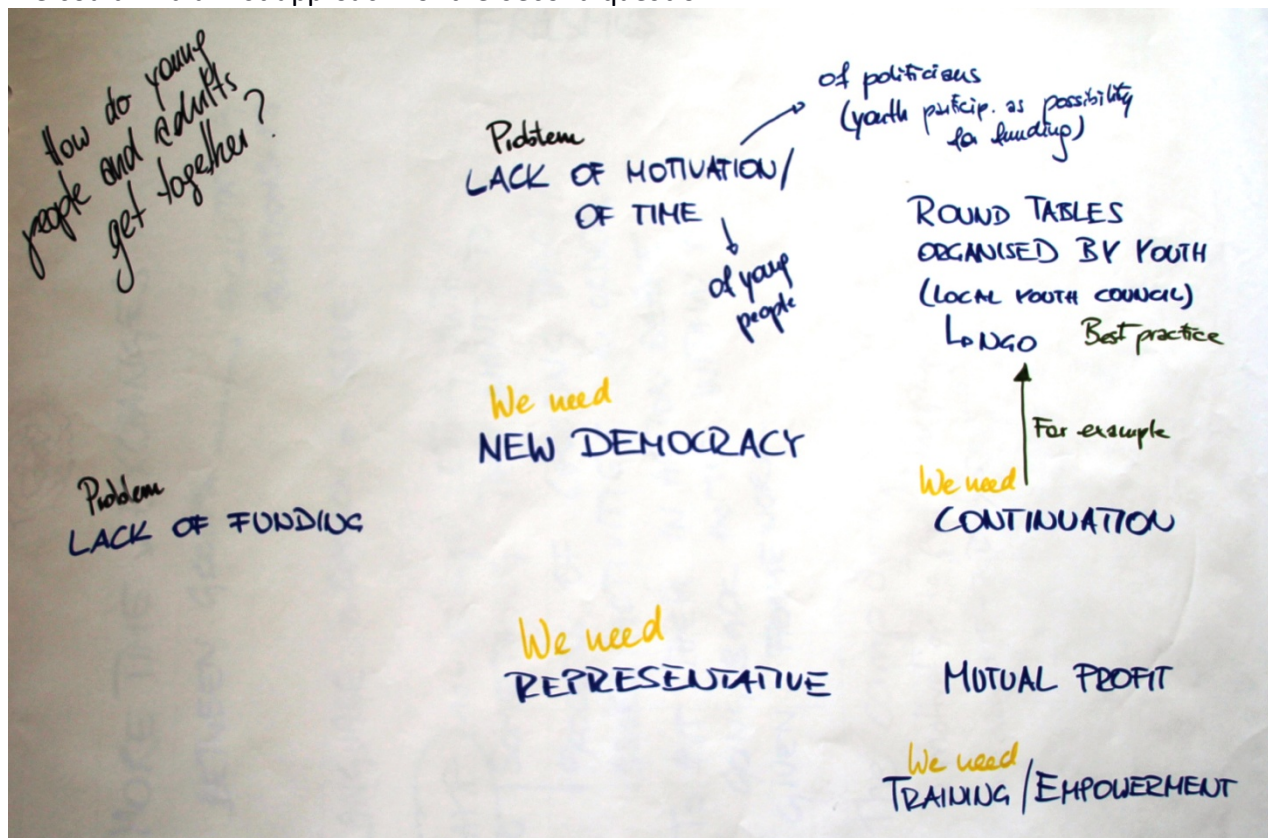


The main two questions that came out of this exercise were to keep the process going:

What kind of founding exists to keep the exchange alive? and

How can the contact between politicians and youngsters be improved?

We could find a first approach for the second question:



Theoretical Input: Wheel of engagement

To finish the morning the facilitator presented the result of his Master's thesis about "Public Participation in Municipalities" and the Wheel of Engagement. The wheel is a step by step guide that helps the municipality to engaging with the public for collective solution seeking.



Here you can download the A3 version with additional questions that lead through the process:
<http://www.communitymomentum.org/wheel-of-engagement.html>

Lunch break

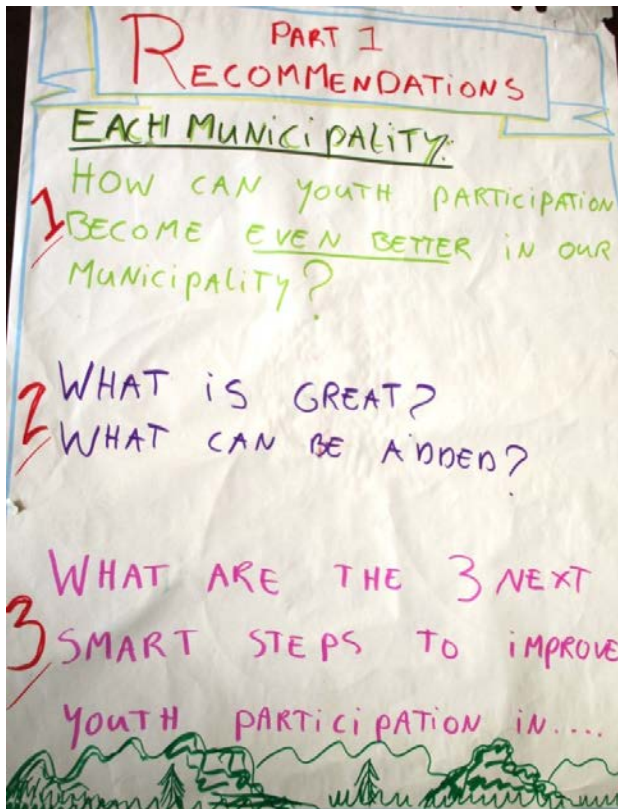
We had a nice lunch with organic and local products at the "Dreischwesterhaus" in Planken.



Workshop 2: recommendations for youth participation in municipalities

In the second workshop, the youngsters worked together with the representatives from the municipalities on local recommendations to improve youth participation within municipalities.

Here are the guiding questions for the tree dialogue rounds:



The results were summarized in three main suggestions to improve youth participation in the different municipalities:

Bolzano



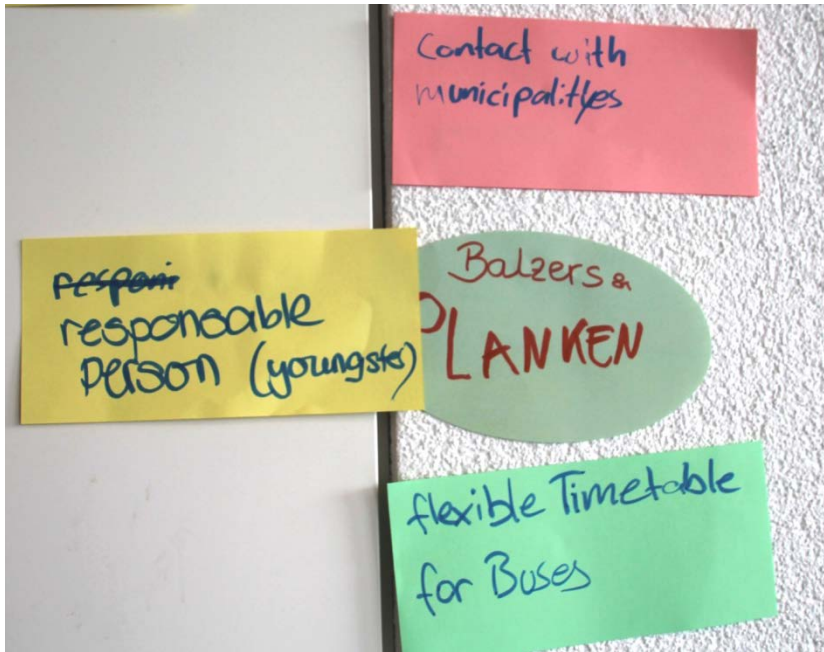
Idrija



Kranjska Gora



Planken



Trento



After the dialogue rounds we had to round up quickly to get ready for the public event and welcome the first guests.

Public event

Welcoming and introduction

The public event started with three welcoming speeches from Josef Biedermann (Municipality of Planken, CIPRA Board), Hansjörg Büchel (Major of Balzers)

Alexander Jehle (young participant of Planken)

Bettina Hug and Helbert Wischer introduced the program and shared the background of the YSAM Project.



Project presentations

The youth presented their project to the wider public of local youth workers, representatives from municipalities and interested people.

Key Note about participation - Annemarie Felder

Annemarie Felder shared her thoughts and experiences about the importance of youth participation at municipal level. She shared different form of participations and their benefits as well as the common excuses not to design participatory processes and a fitting argument to deal with that.

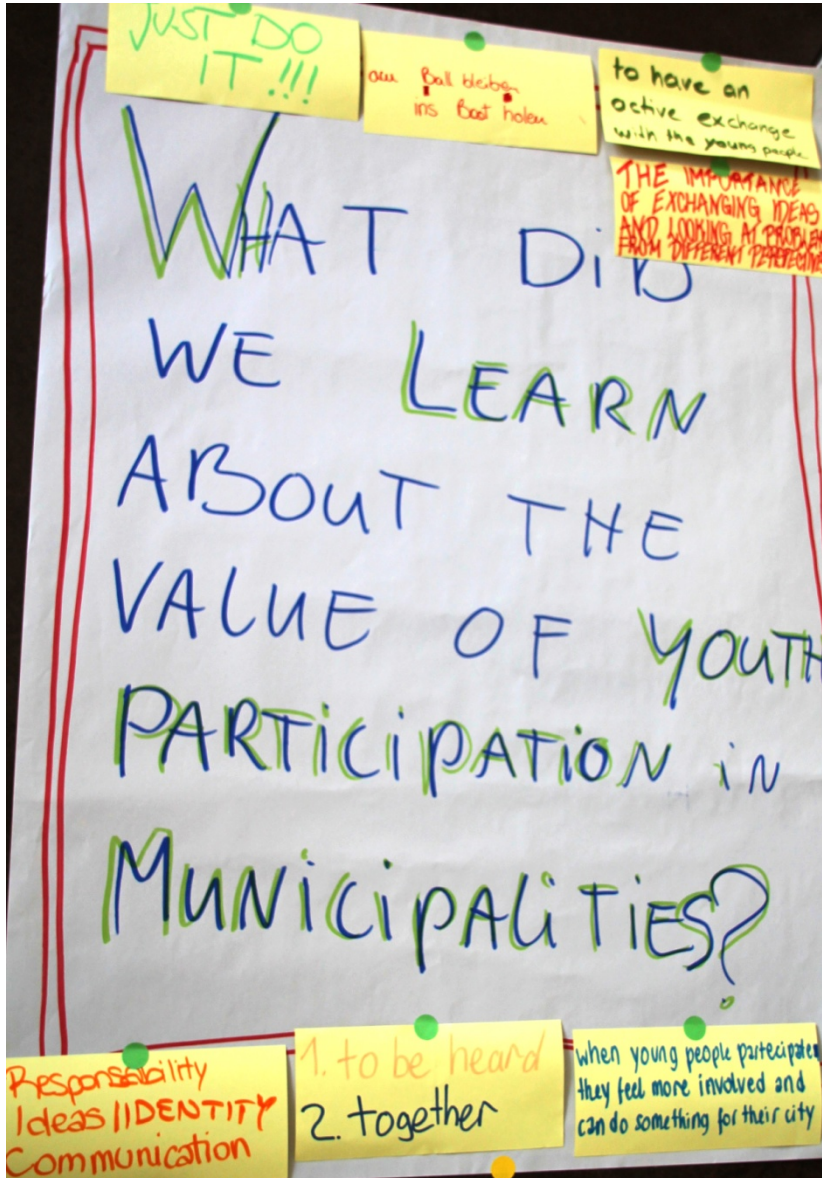
Bettina Hug - Project Team YSAM (Links) and Annemarie Felder (Key Note speaker)



Interactive session

During an interactive session, all participants could explore in small groups what the chances of youth participation are. The key question of the round table conversations „What did we learn about the value of youth participation in municipalities?" The results were presented in the plenary.

Results from the dialogue rounds



Closing and evening program

After the closing of the public event, the participants could continue their conversations informally during the Apero.

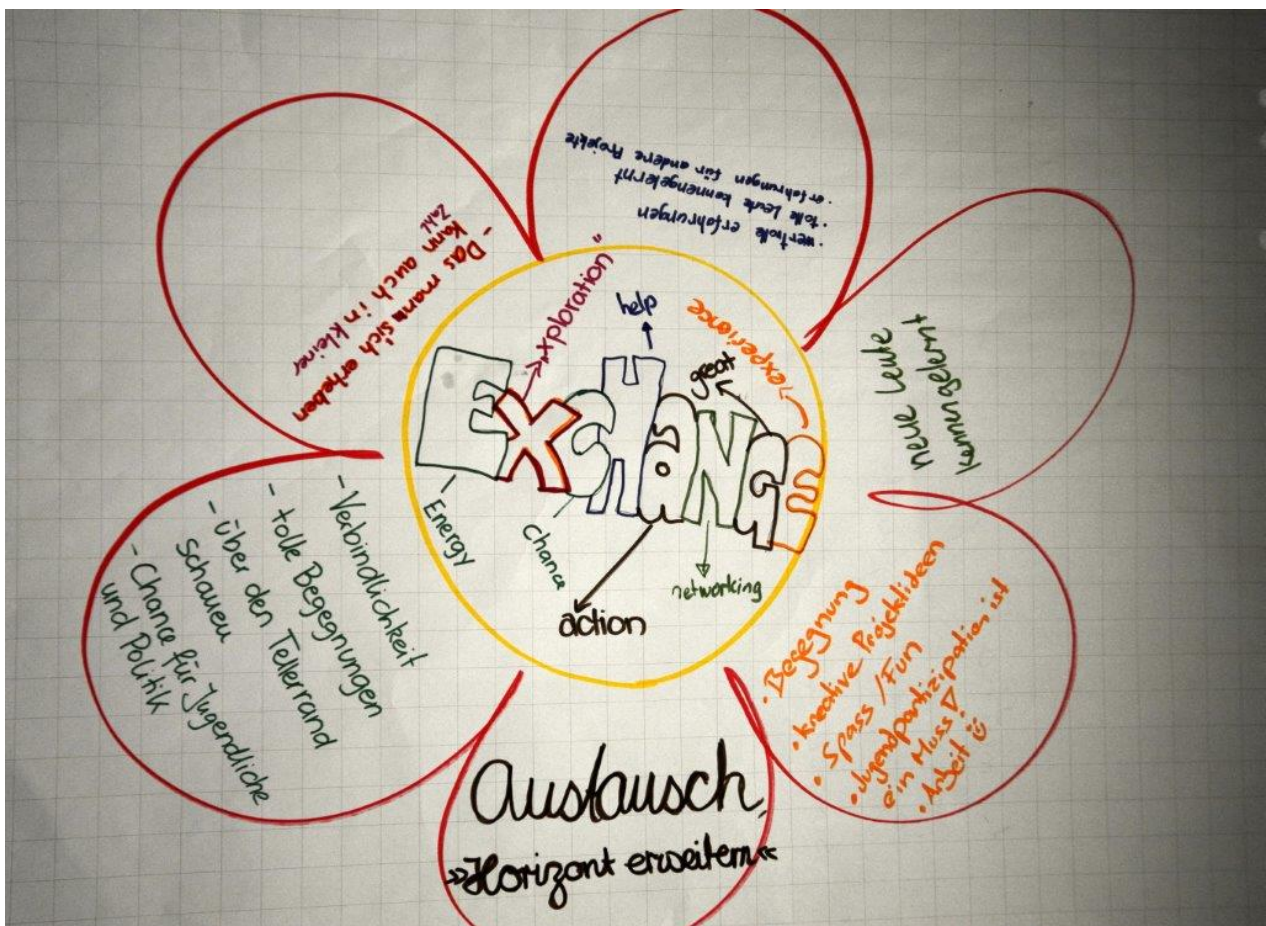
Sunday, 10th october - Evaluation and next steps

Warming-up

We warmed up with a variation of „rock paper scissors“ we the loser cheers for winner and starts a new „battle“ with another duo, which forms a group of 4, 8 etc. until the game ends in a duet between two groups with two front persons.

Future flowers

We started the evaluation process by taking some time alone to reflect on the experience of the YSAM, while standing around a table. Every one wrote some key words in one paddle of a flower. In the second stage, the people who shared stood around the paddles of the same flower shared their thoughts. In the third stage, they came up with the shared essence of their experience. Here is one example below:

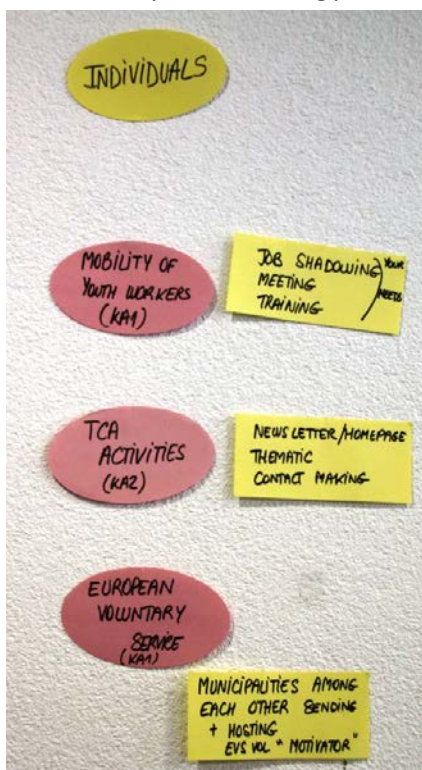


Possibilities to get project funding through Erasmus+ and Youth in Action

Virginie Meusburger of the national agency for the Youth in Action program in Liechtenstein (AHA) provided a general overview of the Erasmus+ and Youth in Action funding possibilities. After that, she went into detail about the specific possibilities for the project ideas that are developed during the YSAM project. Erasmus+: on the left side, common misunderstandings are being explained. On the right side, the different projects and the potential funding possibilities are listed.




A few examples of funding possibilities:



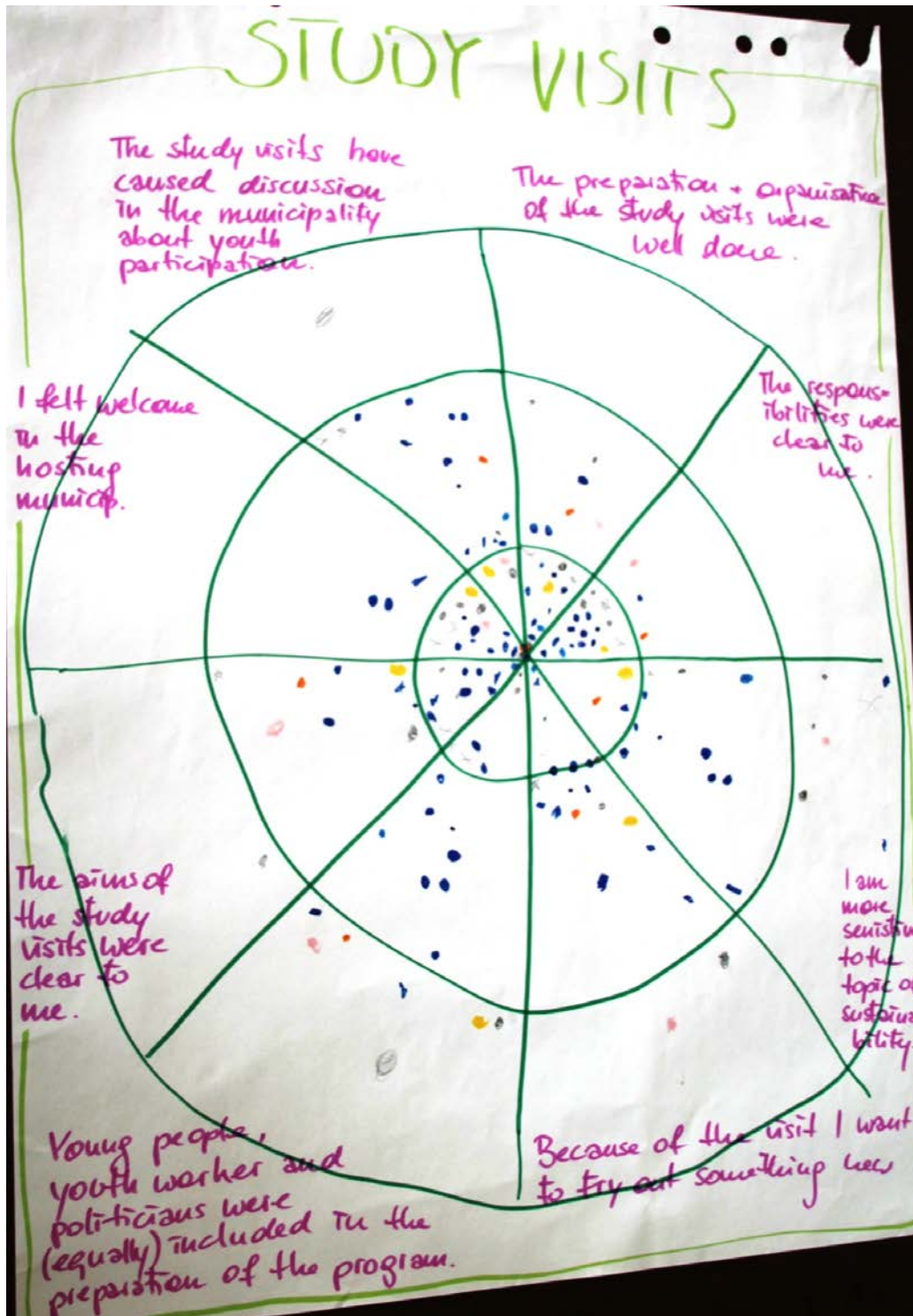
Evaluation

We evaluated the experience of being part of this project on different levels. Each municipality worked together (young people and representatives). In the first round, they looked at the „youth participation puzzle“ as they filled it out in the beginning of the project and they added a challenge for the future. In the second and third rounds the study trips, the elaboration of the projects and the final event were evaluated by filling out a questionnaire together. Simultaneously, people summarized their experiences in the Pizza-Shapes below. (the further in the centre, the better the evaluation)


Projects



Study visits



Final meeting



Publication

One of the project results should be a publication guiding municipalities through youth participation processes. We gathered input on which content should be represented in that publication so that it is valuable for municipalities. The participants talked with their neighbour and collected the most important input. The input was shared in the plenary using the so called "Bingo - Method". Whenever a point was brought up that you agreed with or also wanted to suggest, you could call "Bingo" and hold up your post-it. In this way we could speed the process up.

Check-Out

We closed by sitting in a circle, everybody could share in one word how they felt during the meeting. After that, we made a group picture.

